

MONTHLY MEMBERSHIP PROGRESS REPORT

District 2 X3

Results as of: 6/30/2024

GMT:

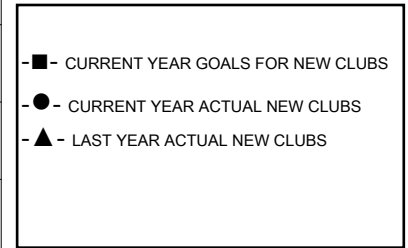
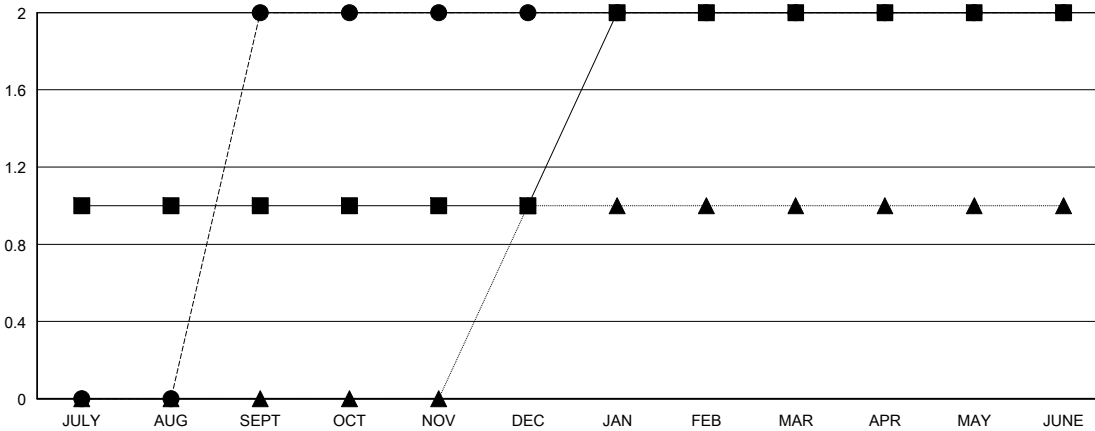
LOCATION TEXAS

GMT CA

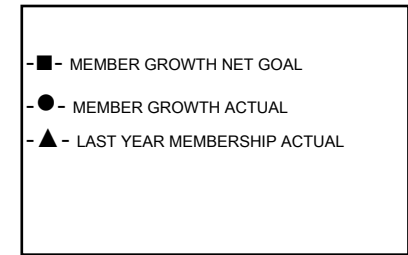
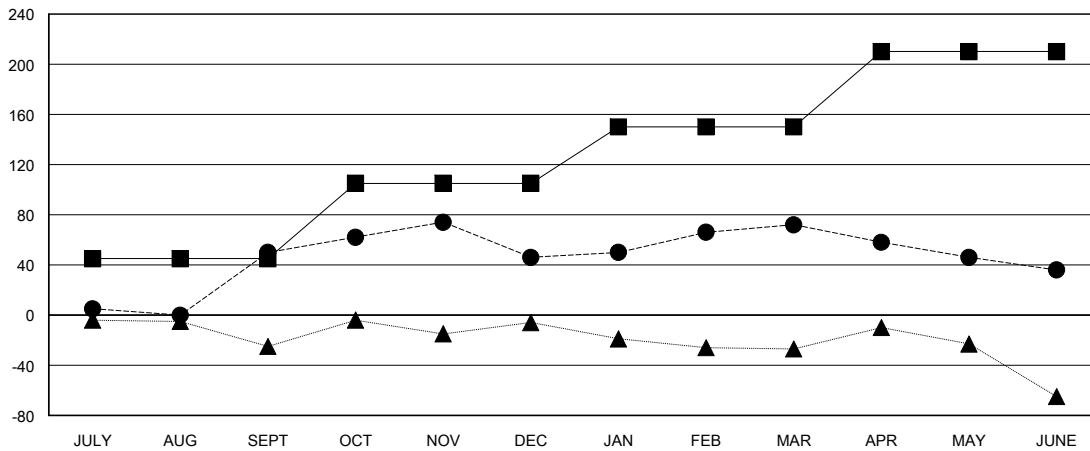
Clubs			
RESULTS FOR 2023-2024			
QUARTER	NEW CLUB GOAL	NEW CLUBS	DROPPED CLUBS
JULY/AUG/SEPT	1	2	1
OCT/NOV/DEC	0	0	0
JAN/FEB/MAR	1	0	0
APR/MAY/JUNE	0	0	1

Members			
RESULTS FOR 2023-2024			
QUARTER	MEMBER GROWTH NET GOAL	MEMBER GROWTH ACTUAL	DROPPED MEMBERS ACTUAL (including transfers)
JULY/AUG/SEPT	45	99	44
OCT/NOV/DEC	60	66	67
JAN/FEB/MAR	45	59	33
APR/MAY/JUNE	60	64	91

GOALS AND ACTUAL NEW CLUBS CUMULATIVE



GOALS AND ACTUAL MEMBERS CUMULATIVE



DROPPED CLUBS: 2	
DROPPED MEMBERS	
DECEASED	15
CLUB CANCELLED	10
OTHER	210
TOTAL	235

38 CLUBS OF 51 ADDED 1 OR MORE NEW MEMBERS

GENDER DISTRIBUTION	
MALE	838 (61.89%)
FEMALE	515 (38.04%)

[CLICK HERE FOR CUMULATIVE MEMBERSHIP DATA](#)

TOTAL FAMILY UNIT MEMBERS	165
FAMILY MEMBERS PAYING HALF DUES	83